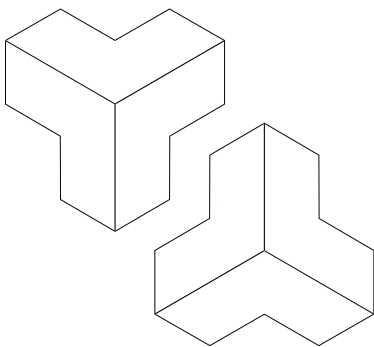




## Create your own wæe

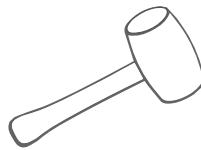
### Shape

Boomerang shape



### Tools

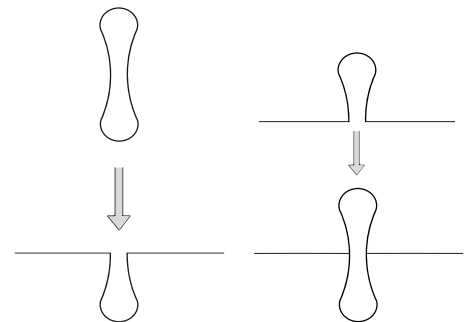
Rubber hammer



Recycled plastic connecting pieces



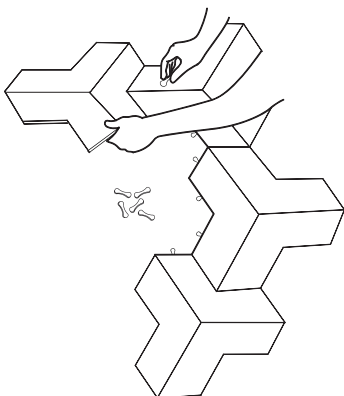
### Connect



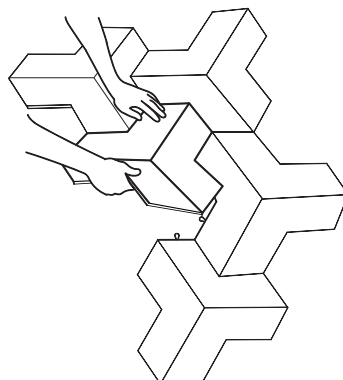
(!) We advise to first lay out the desired shape on the floor, before using the connecting pieces

### Get started

When you are satisfied with the entire shape of the rug; click the connecting pieces underneath the tile in the notches



Click the tile to another tile and repeat this



Use the rubber hammer for some extra force and finalize your rug

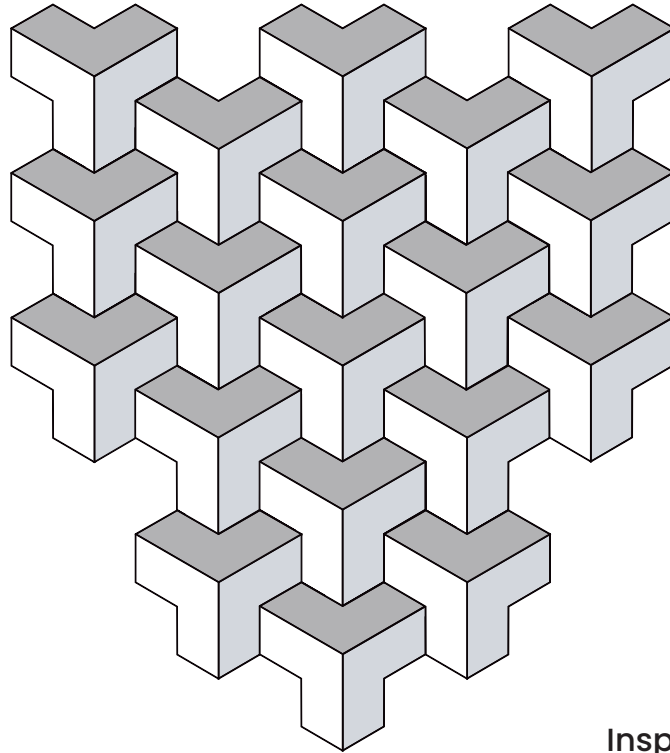


→ See other side

## Create your own Wae

---


### A. This Wae:



Inspired by M.C. Escher

---

### B. or this Wae:



Rotate and create